



Sustainability  
is in our nature

# NIBE GROUND-SOURCE HEAT PUMPS





Nature can be warm and comforting, but it can also be powerful and determined. It is our greatest source of energy and we depend on it to give life to everything around us.

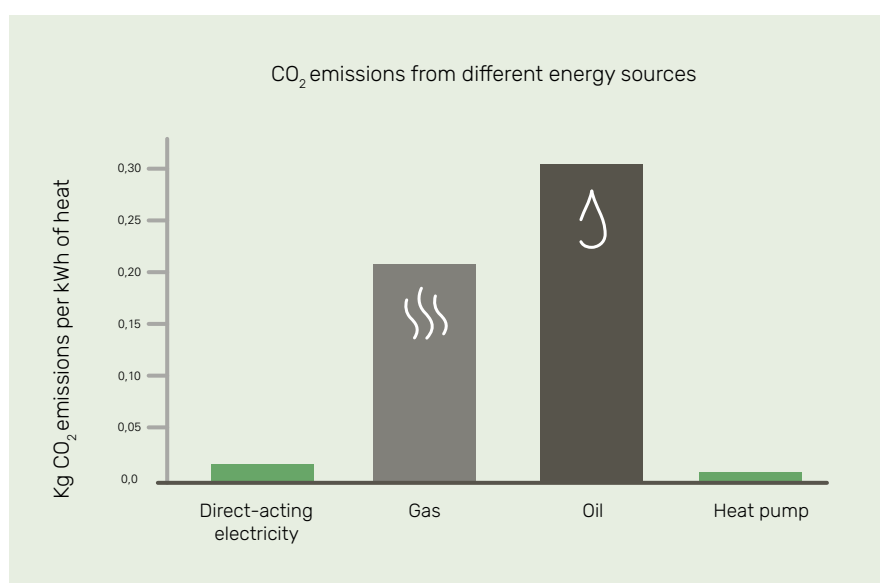
**The harsh Nordic environment, with its fluctuating climate, has shaped us and taught us how to adapt. Whether it's a cold winter's day or a warm summer afternoon, the temperature inside your home must be adjusted to ensure comfort at all times, whatever the weather.**

**Our wide product range provides cooling, heating, ventilation and hot water to your home, all with little impact on the environment, so that we can create a more sustainable future together.**

# Help us to build a sustainable future

A large proportion of the carbon dioxide in the atmosphere originates from fossil energy sources for heating and hot water installations. Oil, coal and gas must be replaced by renewable energy sources to reduce the lasting damage to nature.

We value our Nordic heritage and, with nearly 70 years' experience of manufacturing climate solutions, we're inviting you to help us build a more sustainable future. By harnessing the renewable energy of nature and combining it with smart, innovative technology, we can offer efficient solutions that benefit everyone.



Learn more about our sustainability work at [nibe.eu](https://nibe.eu)



## Start with a heat pump from NIBE

---



**You reap multiple benefits when you replace fossil fuels with renewable energy. You'll get a more sustainable heating solution that helps you to reduce your carbon footprint. In addition, you can choose a more energy-efficient solution that can reduce your energy consumption and energy costs. You do both yourself and the environment a favour.**

With a heat pump from NIBE, you can use the renewable energy from your surroundings to create a comfortable indoor climate. The heat pump offers immediate environmental returns in the form of reduced energy consumption and reduced emissions.

The amount of electricity required is relatively low, as electricity is not the main source of power for the heat pump. Electricity is only required to operate the heat

pump, which utilises the renewable energy allowing you to save up to 75% of your energy costs for heating and hot water. With energy prices rising all the time, you will be very happy with your decision. You can actually reap the benefits of your investment after just one month.



# Welcome to our world of indoor comfort

---

With the power of nature and smart technology,  
we help you to create a pleasant indoor climate  
with low energy consumption.







# The benefits of choosing a ground-source heat pump from NIBE

---



## **Sustainable**

Our S series ground-source heat pumps use energy from nature to reduce the environmental impact. They are designed to give you an energy-efficient daily life without compromising on comfort. This is done, for example, by automatically adjusting the heating according to your habits and the weather forecast. All to give you cheaper, greener, and more reliable heating, both now and in the future.



## **Reliable**

Having NIBE as a supplier means a high degree of reliability. We are a Swedish company that has been manufacturing sustainable climate solutions for almost 70 years. This means that our products have been adapted to the challenges of the Nordic climate.



## **Simple**

We have knowledgeable NIBE installers all over the country who can help you to make a quick and smooth heat pump replacement, regardless of the previous brand. If you would like to know more and get in touch with Unipipe IRL Ltd. and request a quote. Our experts will answer your questions and help you further.

## Say hello to the S series

# Upgrade to sustainable and weather-adapted heating

---

**When it's time for a new heat pump, choose real comfort. With the S series at the heart of your home, you get a pleasant indoor climate all year round, sustainable energy consumption, and full control from your mobile.**

### **Suits all houses**

Our intelligent and energy-efficient heat pumps in the S series adapt to the conditions of your house and your needs. This makes them suitable for all houses and easy to switch to. They always have the latest software and adjust the heating according to your habits and the weather forecast. All to give you cheaper, greener, and more pleasant heating, both now and in the future.

### **An investment you can feel confident in**

The S series contains our most advanced products to date, and is the result of Swedish engineering skill. They are designed to meet tomorrow's challenges in technology and innovative design. Elegant and timeless, to blend in with the heart of your home. Made in Sweden for the challenges of the Nordic climate and to give you great comfort and low energy consumption – while you do nature a favour.

### **Advantages of the S series**

Regardless of which S series heat pump you choose, you get:

- Wi-Fi connection with the possibility of connecting the heat pump to your smart home
- User-friendly touchscreen with colour display
- Temperature control according to weather forecasts
- Automatic software updates
- Voice assistant control support



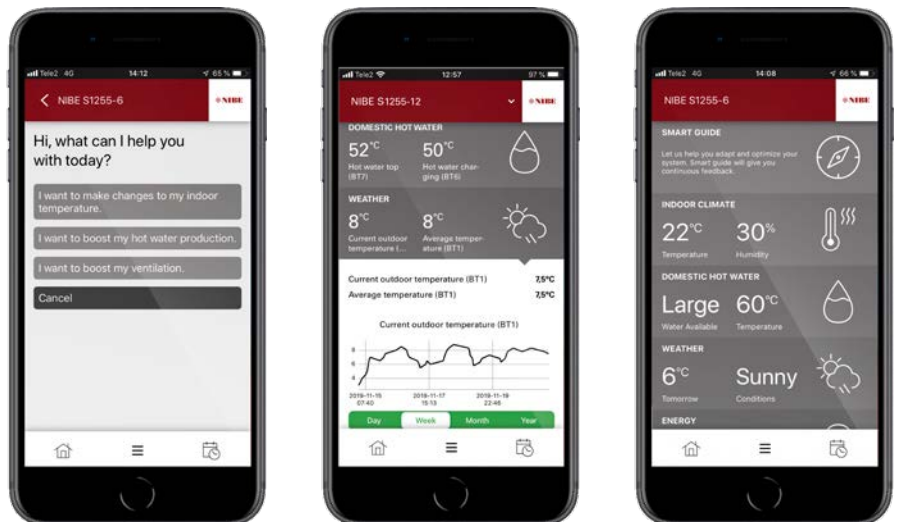
# The key to your smart home



**With a heat pump in the S series connected, you can easily control your heating, hot water, and ventilation system via the myUplink app. You get a quick overview of the heat pump's status and the heating in your home.**

You can always take the heat pump with you on your mobile phone and feel safe in the knowledge that it will let you know if something happens. For example, it will alert you to any malfunctions via push messages from the app and by email.

Through myUplink, you will receive information about software updates, as well as access to the Weather Forecast Control and Smart Price Adaption\* functions free of charge. A Premium subscription gives you the option of adjusting settings to your heat pump in the app, regardless of where you are. This allows you to adjust the comfort and energy consumption further according to your needs. You also gain access to historical data and a number of intelligent services, such as voice control and IFTTT\*\*, allowing you to connect several smart products to each other. If you want to control your heat pump remotely, your installer can help you get started with the myUplink app.



myUplink



### **Always updated**

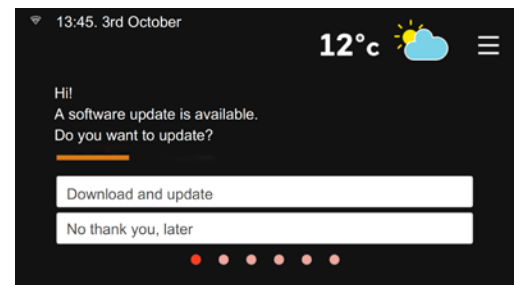
myUplink makes it possible to update the software wirelessly, giving you optimised operation with the latest functions. All you need to do is confirm the update in the heat pump's display.

### **Weather forecast control**

With weather forecast control, you can allow your heat pump to adapt according to the weather forecast, which is particularly good in the event of rapid changes in the weather. Your intelligent heat pump is more proactive and knows when a change in the weather is coming, and can manage shifts in temperature even more effectively.

### **Smart Price Adaption**

When connected and using the Smart Price Adaption\* function, the heat pump works hardest when the electricity price is at its lowest. When you activate this service and the weather forecast control in myUplink, you can reduce your energy costs without affecting your comfort.



\*Requires a variable electricity trading contract per hour. \*\*IFTTT is a free web-based service that allows you to take full advantage of your smart home technology. By connecting products and services in your home, you will enjoy a high level of comfort.

# NIBE S series

## Ground-source heat pumps

**By harvesting power from nature, you can create a pleasant indoor climate in your home with a low impact on the environment.**

Ground source heat is pure solar energy stored in the ground and the bottom of lakes. It starts at the surface, when the sun shines more strongly during the spring, and is then stored deeper in the ground as the weather gets warmer. With a ground source heating system from NIBE, you can create a pleasant indoor climate and supply your home with both heating and hot water, as well as cooling on hot summer days.

By using renewable energy, you can reduce your energy costs while doing the environment a favour.

The ground source heat pump extracts heat from the solar energy stored in the ground, using either buried collectors or holes drilled deep into the ground. Using a mix of water and eco-friendly antifreeze which circulates in a

sealed loop, the heat energy is extracted from the ground and transferred to the heat pump.

### Simple replacement

Choose NIBE's speed-controlled ground-source heat pumps, NIBE S1155/S1255 NIBE F1155/F1255/F1355, for a smooth replacement of your heat pump.

If your old heat pump needs replacing, you may need to supplement your collector system. There are many reasons for this, the most important being the significantly lower efficiency level of older heat pumps, and therefore shallower boreholes. The combination of the speed control of NIBE S1155/S1255 and NIBE F1155/F1255/F1355 and the KB function allow the heat pump to adjust its operations to maximise the capacity of the existing collector system, so it is neither too much nor too little.



**NEW!**

## Ground-source heat pump NIBE S1255



The NIBE S1255 is an intelligent, inverter-controlled ground-source heat pump with an integrated copper water heater as standard but, depending on the water quality, stainless steel or enamel are also available as alternatives. NIBE S1255 provides optimised savings as the heat pump always automatically adapts to your home's heating demands. NIBE is a leading player in the field of inverter technology, with many years' experience of output-regulating ground source heat pumps and one of the widest product ranges on the market.

The NIBE S1255 has a high seasonal performance factor, which results in low operating costs. The heat pump is available in three different output sizes: 1.5–6 kW, 3–12 kW and 4–16 kW, and is suitable for both small and large properties.

With integrated wifi connection, the NIBE S Series becomes a natural part of your connected home. Smart technology adjusts the indoor climate automatically while you exercise complete control from your phone or tablet. High comfort level and low energy consumption – and you're doing nature a favour at the same time.

- Three output sizes and leading inverter technology for optimised customisation.
- Optimised seasonal performance factor and operating cost.
- User-friendly touchscreen and integrated wireless connection with energy-saving smart technology for a high level of comfort.

**A+++**

The system's efficiency class for heating.

**A**  **XL**

Product efficiency class and tap profile for hot water.

NIBE S1255		1.5 – 6 kW	3 – 12 kW	4 – 16 kW
Product's efficiency class 35/55°C <sup>2)</sup>		A+++/A+++		
System efficiency class, room heating 35/55°C <sup>1)</sup>		A+++/A+++		
Efficiency class, hot water/charging profile <sup>3)</sup>		A/XL		
Nominal heating output (P <sub>designH</sub> )		6	12	16
SCOP <sub>EN14825</sub> cold climate, 35 °C / 55 °C		5.5 / 4.1	5.4 / 4.3	5.5 / 4.2
SCOP <sub>EN14825</sub> average climate, 35 °C / 55 °C		5.2 / 4.0	5.2 / 4.1	5.2 / 4.1
Output data according to EN 14511 nominal 0 / 35 – Rated output	kW	3.15	5.06	8.89
Output data according to EN 14511 nominal 0/35 – COP <sub>EN14511</sub>		4.72	4.87	4.85
Sound power level (L <sub>WA</sub> ) according to EN 12102 at 0/35	dB(A)	36 – 43	36 – 47	36 – 47
Rated voltage		400V 3N – 50 Hz		
Quantity of refrigerant in CO <sub>2</sub> -equivalent	tonnes	2.06	3.55	3.90
Height/width/depth	mm	1 800 / 600 / 620		
Intergrated hot water heater	l	180		
Weight of complete heat pump	kg	220	250	255

<sup>1)</sup> Scale for product's efficiency class, room heating A+++ to D. <sup>2)</sup> Scale for system's efficiency class for room heating: A+++ – G. Reported system efficiency takes the product's temperature regulator into account. <sup>3)</sup> Scale for efficiency class, hot water: A+ – F.

## Ground-source heat pump

### NIBE S1155



NIBE S1155 is an intelligent, inverter-controlled ground-source heat pump without an integrated hot water tank, which makes it easy to install in places with lower ceilings. A separate hot water tank is selected according to hot water requirements. NIBE S1155 provides optimised savings, as the heat pump automatically adapts to your home's heating demands. NIBE is a leading player in the field of inverter technology, with many years' experience of output-regulating ground source heat pumps and one of the widest product ranges on the market.

The NIBE S1155 has a high seasonal performance factor, which results in low operating costs. The heat pump is available in four different output sizes; 1.5-6 kW, 3-12 kW, 4-16 kW and 6-25 kW, and is suitable for both small and large homes.

With integrated wifi connection, the NIBE S Series becomes a natural part of your connected home. Smart technology adjusts the indoor climate automatically while you're in complete control from phone or tablet. High comfort level and low energy consumption – and you're doing nature a favour at the same time.

- Combine with a NIBE air/water heat pump for an integrated climate system.
- Smart, user-friendly control system.
- User-friendly touchscreen and integrated wireless connection with energy-saving smart technology for a high level of comfort.

NIBE S1155		1.5 – 6 kW	3 – 12 kW	4 – 16 kW	6 – 25 kW
Product's efficiency class 35/55°C 1)		A+++/A+++			
System efficiency class, room heating 35/55°C 2)		A+++/A+++			
Efficiency class, hot water/charging profile 3)		A / XL	A / XXL		
Nominal heating output (Pdesignh)		6	12	16	25
SCOPEN14825 cold climate, 35°C / 55°C		5.5 / 4.1	5.4 / 4.3	5.5 / 4.2	5.5 / 4.1
SCOPEN14825 average climate, 35°C / 55°C		5.2 / 4.0	5.2 / 4.1	5.2 / 4.1	5.2 / 4.0
Output data according to EN 14511 nominal 0 / 35 – Rated output	kW	3.15	5.06	8.89	12.68
Output data according to EN 14511 nominal 0/35 – COPEN14511		4.72	4.87	4.85	4.68
Sound power level (LWA) according to EN 12102 at 0/35	dB(A)	36–43		36–47	
Rated voltage		400 V 3N ~ 50 Hz			
Refrigerant quantity in CO <sub>2</sub> -equivalent	tonnes	2.06	3.55	3.90	4.39
Height/width/depth		1500 / 600 / 620			
Weight of complete heat pump		139	167	172	205

<sup>1)</sup> Scale for product's efficiency class, room heating A+++ to D. <sup>2)</sup> Scale for system's efficiency class for room heating: A+++ – G. Reported system efficiency takes the product's temperature regulator into account. <sup>3)</sup> Scale for efficiency class, hot water: A+ – F.



## Exhaust air module **NIBE FLM S45**



The NIBE FLM S45 is an exhaust air module with a built-in fan, specially designed to combine the recycling of mechanical exhaust air with a NIBE ground-source heat pump, providing an integrated solution for ventilation, hot water and heating.

The NIBE FLM S45 has a high fan capacity and low noise level. Energy is recovered from the ventilation air; even when the heat pump is not in operation, energy is stored in the ground or soil collector and exhaust air energy is thus used efficiently.

Thanks to smart technology, the product gives you control over your energy consumption and will be a key part of your connected lifestyle. The efficient control system automatically adjusts the indoor climate for great comfort, and you do nature a favour at the same time.

- Provides an integrated solution for ventilation, hot water and heating.
- Efficient even when the heat pump is not in operation.
- Part of your smart home – control your ventilation online using myUplink.

NIBE FLM S45		
Supply voltage	V	230 V NAC 50 Hz
Max. drive power in circulation pump	W	70
Fan drive power	W	175
Enclosure class		IP 21
Max. airflow	m <sup>3</sup> /h	350
Lowest temperature, incoming secondary refrigerant	°C	-8
Recommended maximum temperature, incoming secondary refrigerant	°C	15
Highest temperature, outgoing secondary refrigerant	°C	30
Lowest pressure, secondary refrigerant	MPa/ bar	0.02/0.2
Highest pressure, secondary refrigerant	MPa/ bar	0.3/3
Noise level (LwA)	dB	36–46
Height/width/depth	mm	396/600/556
Weight	kg	35

## Heat recovery ventilation unit

### NIBE ERS S10



The NIBE ERS S10-400 is a heat recovery ventilation unit with high temperature efficiency of up to 90% and low energy consumption. The heat recovery ventilation unit is used in houses with surface areas of up to approx. 250 m<sup>2</sup>.

The NIBE ERS S10-400 is designed for installation with a NIBE ground-source heat pump or a NIBE air/water heat pump for an integrated heating and ventilation system. The heat recovery ventilation unit is easy to control by means of the heat pump.

Thanks to smart technology, the product gives you control over your energy consumption and will be a key part of your connected lifestyle. The efficient control system automatically adjusts the indoor climate for great comfort, and you do nature a favour at the same time.

- A heat recovery ventilation unit with high temperature efficiency and low energy consumption.
- Together with a NIBE ground source or air/water heat pump, it provides an integrated solution in houses with balanced ventilation.
- Easy to control, and part of your smart home in combination with a NIBE heat pump.

**A+**

Product efficiency class and tap profile for hot water.

NIBE ERS S10-400								
Efficiency class <sup>1)</sup>			A					
Supply voltage			230 V – 50 Hz					
Fuse	A		10					
Fan drive power	W		85 x 2					
Enclosure class			IPX1					
Filter type, exhaust air filter			Coarse					
Filter type, supply air filter			ePM1-55%					
Noise level (L <sub>WA</sub> ) <sup>2)</sup>	dB (A)		47					
Ventilation connection	mm		Ø160					
Connection for condensation water drain	mm		G32					
Length of supply cable	m		2.4					
Length of control cable	m		2.0					
Height/width/depth	mm		900/600/612					
Weight of complete heat exchanger	kg		40					
Output/current of bipacked NIBE EAH 20 -1800 (electrical preheater)	W/A		300/1.3	600/2.6	900/3.9	1200/5.2	1500/6.6	1800/7.8

<sup>1)</sup> Scale for product's efficiency class, room heating A+ – G.

<sup>2)</sup> 295 m<sup>3</sup>/h (82 l/s) at 50 Pa

## Room unit

# NIBE RMU S40



The NIBE RMU S40 is a wireless\*/wired room unit with a 2.8" touch screen and built-in temperature and humidity sensors. You use it for remote control and monitoring of your NIBE S series heat pump, as a supplement to the myUplink app in your smartphone or tablet. The room unit is easy to position and simple to use with an intuitive interface. The room unit also enhances the signal between your smart home products when these are located at a distance from each other.

The NIBE S Series is a natural part of your connected home. Smart technology adjusts the indoor climate automatically while you exercise complete control from your phone or tablet. High comfort level and low energy consumption – and you're doing nature a favour at the same time.

- Room unit with a 2.8" touchscreen.
- Control and monitor your NIBE smart heat pump from another room.
- A part of your energy-saving smart home, in combination with a NIBE S series heat pump.

\*Requires external power source, micro USB, purchased separately.

NIBE RMU S40		
Connection		Wireless or connected to heat pump
Power supply		Wired to heat pump or via 5V USB supply
Rear dimensions (Width x Height x Depth)	mm	88x88x8
Display dimensions (Width x Height x Depth)	mm	64x85x16
Rated voltage (from main product)		12VDC 40mA
Rated voltage (external USB)		5VDC 250mA



# The NIBE F series

---

## Ground-source heat pumps



## Ground-source heat pump

### NIBE F1255



NIBE F1255 is an intelligent, inverter-controlled ground-source heat pump with an integrated water heater. NIBE F1255 provides optimised savings, as the heat pump always performs efficiently and automatically adapts to your home's output requirements all year round. NIBE is a leading player in the field of inverter technology, with many years' experience of output-regulating ground source heat pumps and one of the widest product ranges on the market.

The NIBE F1255 has a high seasonal performance factor, which results in low operating costs. The heat pump is available in three different output sizes: 1.5–6 kW, 3–12 kW and 4–16 kW, and is suitable for both small and large properties.

Thanks to smart technology, the product gives you control over your energy consumption, and will be a key part of your connected home. The efficient control system automatically adjusts the indoor climate for great comfort, and you do nature a favour at the same time.

- Three output sizes and leading inverter technology for optimised customisation.
- High seasonal performance factor and low operating costs.
- Energy-saving smart technology with user-friendly control for great comfort.

**A+++**

System's efficiency class for room heating, 35°C

**A**  **XL**

Product efficiency class and tap profile for hot water.

NIBE F1255		6 kW	12 kW	16 kW
System's efficiency class, room heating 35/55°C <sup>1)</sup>		A+++/A+++		
Product's efficiency class room heating 35/55°C <sup>2)</sup>		A+++/A+++		
Efficiency class, hot water/charging profile <sup>3)</sup>		A/XL		
SCOP <sub>EN14825</sub> average climate, 35/55°C		5.2/4.0	5.2/4.1	5.2/4.1
SCOP <sub>EN14825</sub> cold climate, 35/55°C		5.5/4.1	5.4/4.3	5.5/4.2
Nominal heating output (P <sub>designH</sub> )	kW	6	12	16
Heating capacity	kW	1.5–6	3–12	4–16
Output data in accordance with EN 14511 - Nominal 0/35 capacity	kW	3.15	5.06	8.89
Output data in accordance with EN 14511 nominal 0/35 – COP		4.72	4.87	4.85
Sound power level (L <sub>WA</sub> ) according to EN 12102 at 0/35	dB(A)	36–43	36–47	36–47
Rated voltage		400 V 3N – 50 Hz		
Refrigerant quantity (CO <sub>2</sub> equivalent)	tonnes	2.06	3.55	3.90
Height/width/depth		1800/600/620		
Capacity of water heater		approx. 180		
Weight of complete heat pump		220	250	255

<sup>1)</sup> Scale for product's efficiency class, room heating A+++ to D. <sup>2)</sup> Scale for system's efficiency class for room heating: A+++ – G. Reported system efficiency takes the product's temperature regulator into account. <sup>3)</sup> Scale for efficiency class, hot water: A+ – F.

# Ground-source heat pump

## NIBE F1155



NIBE F1155 is an intelligent, inverter-controlled ground-source heat pump without an integrated water heater, which makes it easy to install in places with lower ceilings. A separate water heater is selected according to hot water requirements. NIBE F1155 provides optimised savings, as the heat pump automatically adapts to your home's output requirements. NIBE is a leading player in the field of inverter technology, with many years' experience of output-regulating ground source heat pumps and one of the widest product ranges on the market.

The NIBE F1155 has a high seasonal performance factor, which results in low operating costs. The heat pump is available in three different output sizes: 1.5-6 kW, 3-12 kW and 4-16 kW, and is suitable for both small and large properties.

Thanks to smart technology, the product gives you control over your energy consumption, and will be a key part of your connected home. The efficient control system automatically adjusts the indoor climate for great comfort, and you do nature a favour at the same time.

- Leading inverter technology and separate water heater for optimised customisation.
- Three output sizes for optimised seasonal performance factor and low operating costs.
- Energy-saving smart technology with user-friendly control for great comfort.

**A+++**

System's efficiency class for room heating, 35°C

**A**  **XXL**

Product efficiency class and tap profile for hot water.

NIBE F1255		6 kW	12 kW	16 kW
System's efficiency class, room heating 35/55°C <sup>1)</sup>		A+++/A+++		
Product's efficiency class room heating 35/55°C <sup>2)</sup>		A+++/A+++		
Efficiency class, hot water/charging profile <sup>3)</sup>		A/XL	A/XXL	
SCOP <sub>EN14825</sub> average climate, 35/55°C		5.2/4.0	5.2/4.1	5.2/4.1
SCOP <sub>EN14825</sub> cold climate, 35/55°C		5.5/4.1	5.4/4.3	5.5/4.2
Nominal heating output (P <sub>designH</sub> )	kW	6	12	16
Heating capacity	kW	1.5-6	3-12	4-16
Output data in accordance with EN 14511 - Nominal 0/35 capacity	kW	3.15	5.06	8.89
Output data in accordance with EN 14511 nominal 0/35 - COP		4.72	4.87	4.85
Sound power level (L <sub>WA</sub> ) according to EN 12102 at 0/35	dB(A)	36-43	36-47	36-47
Rated voltage		400 V 3N - 50 Hz		
Refrigerant quantity (CO <sub>2</sub> equivalent)	tonnes	2.06	3.55	3.90
Height/width/depth		1500/600/620		
Weight of complete heat pump		150	180	185

<sup>1)</sup> Scale for the system's efficiency class, room heating A+++ - G. Reported system efficiency takes the product's temperature regulator into account. <sup>2)</sup> Scale for product's efficiency class, room heating A+++ - D. <sup>3)</sup> Scale for efficiency class, hot water A+ - F.

## Ground-source heat pump NIBE F1245



NIBE F1245 is an all-in-one heat pump with an integrated water heater with a capacity of 180 litres.

NIBE F1245 has high seasonal efficiency and a high temperature range. NIBE F1245 is available in the following output sizes: 6, 8 and 10 kW. The heat pump is suitable for detached and terraced houses.

Thanks to smart technology, the product gives you control over your energy consumption, and will be a key part of your connected home. The efficient control system automatically adjusts the indoor climate for great comfort, and you do nature a favour at the same time.

- Efficient and all-in-one heat pump with integrated water heater.
- High seasonal performance factor – high temperature range.
- Energy-saving smart technology with user-friendly control.

**A+++**

System's efficiency class for room heating, 35°C

**A**  **XXL**

Product efficiency class and tap profile for hot water.

NIBE F1245		6 kW	8 kW	10 kW
System's efficiency class, room heating 35/55°C <sup>1)</sup>		A+++/A++	A+++/A+++	A+++/A++
Product's efficiency class room heating 35/55°C <sup>2)</sup>		A+++/A++		
Efficiency class, hot water/charging profile <sup>3)</sup>		A/XL		
SCOP <sub>EN14825</sub> average climate, 35/55°C		4.7 / 3.7	4.9 / 3.9	4.8 / 3.8
SCOP <sub>EN14825</sub> cold climate, 35/55°C		4.8 / 3.8	5.0 / 4.0	4.9 / 3.9
Nominal heating output (P <sub>designH</sub> )	kW	7 / 7	10 / 9	13 / 12
Output data in accordance with EN 14511 - Nominal 0/35 capacity	kW	5.69	7.93	10.09
Output data in accordance with EN 14511 nominal 0/35 - COP		4.47	4.67	4.60
Sound power level (L <sub>WA</sub> ) according to EN 12102 at 0/35	dB(A)	41	38	42
Rated voltage		400V 3N ~ 50 Hz		
Refrigerant quantity (CO <sub>2</sub> equivalent)	tonnes	2.66	3.02	3.37
Height/width/depth	mm	1800 / 600 / 620		
Capacity of water heater	l	approx. 180		
Weight of complete heat pump	kg	230	240	245

<sup>1)</sup> Scale for product's efficiency class, room heating A+++ to D. <sup>2)</sup> Scale for system's efficiency class for room heating: A+++ – G. Reported system efficiency takes the product's temperature regulator into account. <sup>3)</sup> Scale for efficiency class, hot water: A+ – F.



# Ground-source heat pump

## NIBE F1145

NIBE F1145 is an efficient heat pump without an integrated water heater, which makes it easy to install in locations with lower ceilings. A separate water heater is selected according to hot water requirements.

NIBE F1145 has high seasonal efficiency and a high temperature range. NIBE F1145 is available in the following output sizes: 6, 8, 10, 12, 15 and 17 kW, and is therefore suitable for both apartments and houses.

Thanks to smart technology, the product gives you control over your energy consumption, and will be a key part of your connected home. The efficient control system automatically adjusts the indoor climate for great comfort, and you do nature a favour at the same time.



- Efficient and easy-to-install heat pump with water heater selected according to requirements.
- High seasonal performance factor – high temperature range.
- Energy-saving smart technology and user-friendly control.

**A+++**

System's efficiency class for room heating, 35°C

**A**  **XXL**

Product efficiency class and tap profile for hot water.

NIBE F1145		6 kW	8 kW	10 kW	12 kW	15 kW	17 kW		
System's efficiency class, room heating 35/55°C <sup>1)</sup>		A+++/A++	A+++/A+++	A+++/A++			A++/A++		
Product's efficiency class room heating 35/55°C <sup>2)</sup>		A+++/A++					A++/A++		
Efficiency class, hot water/charging profile <sup>3)</sup>		A/XXL – with VPB 300				A/XXL – with VPB 500			
SCOP <sub>EN14825</sub> average climate, 35/55°C		4.7 / 3.7	4.9 / 3.9	4.8 / 3.8	4.8/3.7	4.6/3.7	4.4/3.6		
SCOP <sub>EN14825</sub> cold climate, 35/55°C		4.8 / 3.8	5.0 / 4.0	4.9 / 3.9	4.9/3.8	4.7/3.7	4.5/3.7		
Nominal heating output (P <sub>design,h</sub> )		kW		7/7	10/9	13/12	14/14	18/18	20/20
Output data in accordance with EN 14511 - Nominal 0/35 capacity		kW		5.69	7.93	10.09	11.48	15.37	16.89
Output data in accordance with EN 14511 nominal 0/35 – COP				4.47	4.67	4.60	4.57	4.42	4.30
Sound power level (L <sub>WA</sub> ) according to EN 12102 at 0/35		dB(A)		41	38	42	43	42	42
Rated voltage		400 V 3N ~ 50 Hz							
Refrigerant quantity (CO <sub>2</sub> equivalent)		tonnes		2.66	3.19	3.37	3.55	3.55	3.55
Height/width/depth		mm		1500/600/620					
Weight of complete heat pump		kg		160	170	175	190	200	205

<sup>1)</sup> Scale for product's efficiency class, room heating A+++ to D. <sup>2)</sup> Scale for system's efficiency class for room heating: A+++ – G. Reported system efficiency takes the product's temperature regulator into account. <sup>3)</sup> Scale for efficiency class, hot water: A+ – F.

## Ground-source heat pump NIBE F1226



NIBE F1226 is an all-in-one heat pump with integrated hot water tank. The heat pump is designed for detached and terraced houses.

NIBE F1226 has an efficient compressor which provides high seasonal efficiency. The heat pump is available in the following output sizes: 6, 8 and 12 kW.

NIBE F1226 is equipped with a control unit for reliable operation. A large backlit display uses icons and text to display clear information about status, operating time and all temperatures in the heat pump.

- All-in-one heat pump with integrated hot water tank.
- Efficient compressor ensures a high seasonal performance factor.
- Reliable operation and user-friendly display.

**A+++**

System's efficiency class for room heating, 35°C

**A**  **XL**

Product efficiency class and tap profile for hot water.

NIBE F1226		6 kW	8 kW	12 kW
System's efficiency class, room heating 35/55°C <sup>1)</sup>		A++/A++	A+++/A++	
Product's efficiency class room heating 35/55°C <sup>2)</sup>		A++/A++	A+++/A++	
Efficiency class, hot water/charging profile <sup>3)</sup>		A/XL		
SCOP <sub>EN14825</sub> average climate, 35/55°C		4.4/3.4	4.7/3.7	4.5/3.5
SCOP <sub>EN14825</sub> cold climate, 35/55°C		4.5/3.5	4.8/3.8	4.6/3.6
Nominal heating output (P <sub>design,h</sub> )	kW	7/6	9/9	13/13
Output data in accordance with EN 14511 - Nominal 0/35 capacity	kW	5.39	7.73	11.52
Output data in accordance with EN 14511 nominal 0/35 - COP		4.17	4.48	4.30
Sound power level (L <sub>WA</sub> ) according to EN 12102 at 0/35	dB(A)	42	39	44
Rated voltage		400V 3N - 50 Hz		
Refrigerant quantity (CO <sub>2</sub> equivalent)	tonnes	1.51	1.95	2.13
Height/width/depth		1800/600/620		
Capacity of water heater	l	approx. 180		
Weight of complete heat pump	kg	225	235	230

<sup>1)</sup> Scale for the system's efficiency class, room heating: A+++ - G. Reported system efficiency takes the product's temperature regulator into account. <sup>2)</sup> Scale for the product's efficiency class, room heating A+++ - D. <sup>3)</sup> Scale for efficiency class, hot water: A+ - F.

## Ground-source heat pump

### NIBE F1355



NIBE F1355 is an intelligent and powerful inverter-controlled ground-source heat pump, available in two sizes. NIBE F1355 provides optimised savings, as the heat pump always performs efficiently and automatically adapts to the property's output requirements all year round.

NIBE F1355 has a high seasonal performance factor and an operating range of 4–28 kW or 6–43 kW. With less than 5 tonnes of CO<sub>2</sub> equivalent refrigerant per cooling module, NIBE F1355 does not require an annual inspection. The dual compressors provide efficient output regulation and high reliability, making NIBE F1355 perfect for properties with larger heating requirements.

Thanks to smart technology, the product gives you control over your energy consumption and will be a key part of your connected lifestyle. The efficient control system automatically adjusts the indoor climate for great comfort, and you do nature a favour at the same time.

- Powerful and flexible heat pump in two sizes that can be combined in systems with up to 9 F1345 or F1355
- Inverter technology for low operating costs and optimised seasonal performance factor.
- Smart technology with user-friendly control for easy remote control.

**A+++**

System's efficiency class for room heating, 35°C

**A+++**

System's efficiency class for room heating, 55°C

NIBE F1355		28	43
System's efficiency class, room heating 35/55°C <sup>1)</sup>		A+++/A+++	
Product's efficiency class room heating 35/55°C <sup>2)</sup>		A+++/A+++	
SCOP <sub>EN14825</sub> average climate, 35/55°C		5.0 / 4.0	5.0 / 4.0
SCOP <sub>EN14825</sub> cold climate, 35/55°C		5.4 / 4.2	5.3 / 4.1
Nominal heating output (P <sub>designH</sub> )	kW	28	45/42
Heating capacity (P <sub>H</sub> )	kW	4–28	6–43
Output data in accordance with EN 14511 - Nominal 0/35 capacity	kW	20.77	31.10
Sound power level (L <sub>WA</sub> ) according to EN 12102 at 0/35	dB(A)	47	
Rated voltage		400 V 3N – 50 Hz	
Refrigerant quantity (CO <sub>2</sub> equivalent)	tonnes	Top cooling module: 3.55 Bottom cooling module: 3.90	Top cooling module: 3.02 Lower cooling module: 4.39
Height/width/depth	mm	1800 / 600 / 620	
Weight of complete heat pump	kg	335	351

<sup>1)</sup>Scale for system's efficiency class, room heating: A+++ – G. Reported system efficiency takes the product's temperature regulator into account. <sup>2)</sup>Scale for product's efficiency class, room heating A+++ – D.

## Ground-source heat pump NIBE F1345



NIBE F1345 is a powerful and flexible ground-source heat pump that available in output sizes 24, 30, 40 and 60 kW. Up to nine NIBE F1345s can be combined in a single system to cover output requirements of up to 540 kW.

NIBE F1345 has a high seasonal performance factor and, with less than 5 tonnes of CO<sub>2</sub> equivalent refrigerant quantity per cooling module, NIBE F1345 requires no annual inspection. Two large compressors make NIBE F1345 perfect for properties with larger heating requirements. The compressors switch on and off automatically for better output regulation, a longer operating range, less wear and tear, and improved operational reliability.

Thanks to smart technology, the product gives you control over your energy consumption and will be a key part of your connected lifestyle. The efficient control system automatically adjusts the indoor climate for great comfort, and you do nature a favour at the same time.

- A powerful and flexible system that covers output requirements of up to 540 kW.
- Reliable system with efficient output regulation and no requirement for annual inspection.
- Smart technology with user-friendly control for optimised remote control.

**A+++**

System's efficiency class for room heating, 35°C

**A++**

System's efficiency class for room heating, 55°C

NIBE F1345		24 kW	30 kW	40 kW	60 kW
System's efficiency class, room heating 35/55°C <sup>1)</sup>		A+++/A++			
Product's efficiency class room heating 35/55°C <sup>2)</sup>		A+++/A++			
SCOP <sub>EN14825</sub> average climate, 35/55°C		4.8/3.8	4.7/3.6	4.8/3.8	4.6/3.7
SCOP <sub>EN14825</sub> cold climate, 35/55°C		5.0/4.0	4.9/3.8	5.0/3.9	4.7/3.8
Nominal heating output (P <sub>design,h</sub> )	kW	28	35	46	67
Output data in accordance with EN 14511 - Nominal 0/35 capacity	kW	23.00	30.72	39.94	59.22
Output data in accordance with EN 14511 nominal 0/35 - COP		4.65	4.44	4.49	4.32
Sound power level (L <sub>WA</sub> ) according to EN 12102 at 0/35		dB(A) 47			
Rated voltage		400 V 3N - 50 Hz			
Refrigerant quantity (CO <sub>2</sub> equivalent)	tonnes	2 x 3.55	2 x 3.55	2 x 3.02	2 x 3.55
Height/width/depth	mm	1800/600/620			
Weight of complete heat pump	kg	320	330	345	346

<sup>1)</sup> Scale for product's efficiency class, room heating A+++ to D. <sup>2)</sup> Scale for system's efficiency class for room heating: A+++ - G. Reported system efficiency takes the product's temperature regulator into account.

## Additional features

Complement your climate solution with accessories, dockings and other solutions.

### Cooling

More advanced cooling system solutions are available in the accessories range. The additional climate system feature can be used for both heating and cooling systems.

### Energy meter

Measures how much energy is supplied by the heat pump system.

### External heat sources & thermal solar energy

Add an extra heat source to your system. Choose between an intermittent heat source, e.g. a wood stove, or a fully controlled boiler, such as an oil or electric boiler. An intermittent heat source can be connected to the system's prioritising function. When it is available, the intermittent heat source thus becomes the system's primary energy source.

### Additional climate system

A separate supply temperature is obtained using an additional climate system. The additional climate system can be configured to be used for heating, cooling or a mix of heating and cooling.

### Exhaust air module

Recycling of energy for the hot extract air in the building.

### GSM module

Communications device for remote control and monitoring.

### Modbus

Monitor and check your heat pump using Modbus.

### Pool

Connection with a NIBE heat pump allows you to control your swimming pool's temperature efficiently.

### Solar package

Our solar panels are a total solution, based on a complete modular system with five basic outputs: 3.2 / 6.4 / 9.6 / 12.8 and 16 kW, and are suitable for use on most types of roofs – brick, sheet metal, etc.

### Room unit

Control and monitor the heat pump in a part of the house where the heat pump is not installed. The room unit also has an in-built temperature sensor.

### Ventilation

Ventilation solutions for both mechanical exhaust air ventilation and balanced ventilation with heat recycling, FTX, are available. FTX offers a balanced ventilation where heat from the exhaust air is transferred directly to the incoming fresh air.

### Ventilation recycling

Heat can be utilised that is currently simply ventilated out of large properties. This is one of the most profitable measures that can be implemented in large apartment blocks.

### Hot water

Whatever your hot water supply needs, we have the right solution for you. Our complete range of hot water solutions complements our heat pump selection.



Having lived for a long time with a ground-source heat pump that was on its last legs, the Rehn family were longing for a new one. Instead of travelling to a warm destination, they invested in an intelligent and reliable heat pump in the new NIBE S series. "It's magical. The entire home has become more pleasant," says a relieved Andreas.

# Home is best! Smart heating for the Rehn family

In Lidhult in Småland, the bare ground has just reappeared after a real cold snap. Andreas and Lina, with their children Tuva and Fenix, have been out riding their motorcycles in the forest, and are happy but tired when they get back home. Dirty clothes and shoes are taken off in the hallway, but only children's feet run off to the kitchen where refreshments are waiting. It's nice and warm inside.

"Twenty degrees is a suitable indoor temperature for the warmth of summer," says Andreas. But in the winter I'd like to have a few more degrees of warmth inside."

It's been a year and a half since the family replaced their old heat pump. They have almost forgotten what it was like before.

"I don't understand that there can be such a big difference," Lina exclaims. "The new one is awesome. I haven't frozen once. We used to shut ourselves in the TV room and switch on the electric stove so that we wouldn't freeze. The worst thing was to be woken up by the alarm from the heat pump. It was always sounding an alarm, and we had terrible electricity bills. And when we were away, we had to hire a housesitter to restart the heat pump."

## Reliable and pleasant with the new S series

The Rehn family's old heat pump was sixteen years old, had suffered two compressor replacements, and had a display that was difficult to read. The timing was good, as it was just when NIBE's new S series was launched. S stands for smart.

"I love technology, and wanted to have the latest update," says Andreas. "Connection was a requirement. Just to be able to get the status via the phone, with alarms and notifications. Before, we had no idea if anything had happened to the heat pump when we weren't at home. We now have a reliable pump that consumes 7,000 kWh less per year.

It was magical," says Andreas, smiling. "The entire home has become more pleasant."

The Rehn family's new ground-source heat pump was one of the first NIBE S series products to be installed in Sweden. In the turn-of-the-century house, which is about 400 square metres, there were already two drilled holes of 170 metres each, and a separate hot water tank. The actual change was quick and smooth.

"The installer showed us how to control and monitor the heat pump, both in the heat pump's display and on our mobile phones," Lina explains. "They helped us to download the myUplink app on our mobile, and we named the system "Lina's house", set the heating to twenty-one degrees, and connected the heat pump to the family network. Done!"

## A heat pump in your mobile

Thanks to the myUplink app, Lina and Andreas can take the heat pump with them wherever they go.

"It feels reliable," says Andreas. "I know it will let us know if anything is needed. Like new software, for example. NIBE is constantly developing the software, updates are done wirelessly, and the heat pump always has the latest and best functions. It's also controlled by the weather forecast, so we have uniform and pleasant heating regardless of the weather, which is also reassuring."

For Lina and Andreas, it's a relief that the heat pump takes care of itself. They use the app the most when the family baths and showers, when they have guests, or when they want to get cosy in their indoor hot tub – they then "boost" the hot water.

The family love to travel, but the heat pump replacement was the start of a home major renovation, and now they are much happier at home. When they start travelling again, there are a lot of smart services on their mobile phones that they can use.

"Yes, then we can schedule the settings, set it to holiday mode when we travel, and save even more energy. But right now we just want to be at home," Lina concludes.



## Every day, we work to make the world better

---

**Right from the start, we have been committed and focused on developing new methods for better energy efficiency. In this way, NIBE plays an important role in the global transition to a more sustainable society. And we're proud of that.**

We also know how complex the issue of sustainability is, and how important it is to act responsibly as a company when it comes to our own employees and suppliers, as well as the impact our products have on the climate and society around us throughout their life cycle – a task we take very seriously.

### **Sustainability in different areas**

We work with business responsibility throughout our entire value chain, and ethics is an important part of our business. As a customer, you should be able to trust us. Environmental responsibility is also an important part of our entire processing chain, which begins with our suppliers and ends with you, the customer. This means that we strive to reduce the environmental and climate impact of our products throughout their entire life cycle.

The key to achieving our goals today and in the future is also to be able to retain and attract new, competent, committed employees. As part of society, we must also act responsibly as a company, for example by engaging in social projects, both locally and globally.








## We support the UNGC and the goals adopted by the UN as part of the 2030 Agenda for Sustainable Development

Since 2014, NIBE has been committed to following the 10 principles of the United Nations Global Compact (UNGC). The UNGC is a voluntary initiative based on commitments from company management to implement sustainability principles and actively enter into a partnership to support the UN's long-term goals.

In September 2015, the member states of the UN adopted the Sustainable Development Goals (SDGs). The 17 sustainability goals guide every member's commitment to establish a clear plan and, by 2030, to take necessary measures to create long-term sustainable development, end extreme poverty, combat the climate crisis and reduce inequalities and injustices in the world. We have chosen to work primarily with 6 of the 17 global goals set out in Agenda 2030.

### NIBE's commitment to Agenda 2030

	7	Increase the proportion of products based on renewable energy and meet the market's need for energy-efficient and clean energy solutions.
	8	Promote a safe and secure working environment, protect workers' rights, ensure decent working conditions both in workers' own operations and in the supply chain, and safeguard employment and growth.
	9	Make production more sustainable by using resources efficiently, using clean and environmentally friendly technologies and allocating funds to research and development.
	11	Provide resource-efficient and climate-adapted components, products and solutions that contribute to sustainable cities and secure infrastructure.
	12	Apply sustainable methods for handling chemicals and reducing emissions to air, water and land. Conserve resources, minimise waste, recycle and reuse on a greater scale. Report sustainability information transparently in our reporting cycle.
	16	Respect and uphold national and cross-border legislation, and work actively against corruption in all forms. Create systems for internal monitoring of legal compliance and compliance with ethical business principles.



## Read more about our sustainable energy solutions at [nibe.eu](https://nibe.eu)

### **Ground-source heat pumps**

Ground source heat is stored solar energy which is extracted from deep in the ground, from the bottom of lakes or a few metres below your lawn. A ground-source heating system allows you to create a comfortable indoor climate and supply your home with both heating and hot water, as well as cooling on hot summer days. By using this type of renewable energy you can reduce your energy costs and do the environment a favour at the same time.

### **Air/water heat pumps**

With an air/water heat pump you can keep your home warm during the winter and cool during the summer and reduce your energy bills into the bargain. Using nature's free and renewable energy enables you to create the perfect indoor climate with a low environmental impact.

### **Exhaust air heat pumps**

Supplying your home with heating, hot water and ventilation is made easy and efficient by installing an exhaust air heat pump. Create the perfect indoor climate by reusing the energy from the warm air when it passes through your ventilation system.

### **Solar panels**

Start producing your own energy with solar products from NIBE. When you are connected to your smart heat pump, the pump can multiply the energy you harness. Integrating products in one system enables you to cut your energy costs and use renewable energy efficiently.

### **Home boilers**

A pellet boiler is the ideal solution for those who want to use renewable biofuel. Combine a pellet boiler with other energy sources, and connect these to your heat pump. Use Smart Energy Source to create a sustainable and economical indoor system.

### **Water heater**

NIBE has been creating water heating solutions for more than 60 years. Our complete range of hot water solutions complements our selection of heat pumps and biomass boilers.



# Sustainable energy solutions since 1952

---

For 70 years, NIBE has been producing energy-efficient and sustainable climate solutions for your home. It all started in Markaryd, in the Swedish county of Småland, and we value our Nordic heritage by harnessing the power of nature. We combine renewable energy with new smart technology to offer efficient solutions, so that together we can create a more sustainable future.

Whether it's a cold winter's day or a warm summer's afternoon, the temperature inside your home must be adjusted to ensure your comfort at all times, whatever the weather. Our wide range of products provide your home with heating, hot water, ventilation and cooling, so that you can create a pleasant indoor climate with a low impact on nature.

**Unipipe IRL Ltd**  
40 Southern Cross Business Park,  
Boghall Road, Bray, County Wicklow  
T: +353 (0)1 2864888  
E: info@unipipe.ie

**UNIPiPE**

---

This brochure is a NIBE Energy Systems' publication. All product illustrations, facts and data are based on current information on the date the publication was approved. NIBE Energy Systems is not legally bound by any factual or typographical errors in this brochure.

©2022 NIBE Energy Systems. Photos: [www.benfoto.se](http://www.benfoto.se) and NIBE.

639056 KBR EN Ground source 2207-18